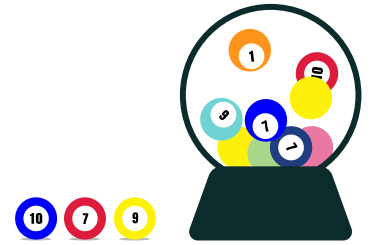


Rhythm Bingo 2



This BINGO game uses Figurenotes notation with more complicated rhythms than **Rhythm Bingo 1**. We explore dotted rhythms and triplets. Listen to the caller and find the matching passage on your bingo card.

How to play:

- 1** Nominate one person to be the bingo caller. Hand out the BINGO cards to the rest of the group.
- 2** The caller randomly selects a rhythm from the caller sheet and claps/plays it. When a rhythm is called, each player must find and mark it on their card. You can use counters or a pen.
- 3** The first player with a line or row shouts BINGO and is the winner of the round. You can also play for a 'full house', where the entire card must be completed.



Top Tips

We recommend laminating this resource. You can also pop the bingo cards in a plastic pocket for a less permanent solution. For big groups, try a dry-wipe marker to tick off your bingo card instead of making lots of counters.

If printing, use pencils or counters to mark your bingo card.

Remember to count 1, 2, 3, 4 or similar to establish pulse. When playing rests, we suggest replacing a rest with a 'sh' sound or something similar to begin with. You can also use open hands to show the rest when clapping.

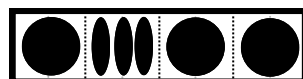

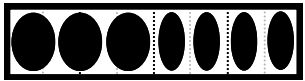
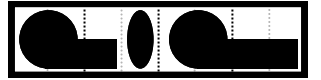
Structure

Try playing this with stage 1 bingo cards before moving to stage 3.

When moving to stage 3 notation, you can ease the transition by showing the stage 1 notation when the caller plays the passage.

To incorporate pitch into this exercise, either in stage 1 or stage 3, try **Figurenotes Bingo**

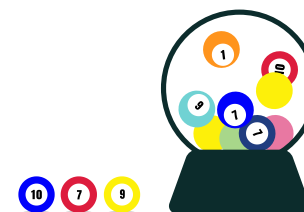
Too tricky? Try **Rhythm Bingo 1** for simpler rhythms using minims, crotchets, and quavers.




Name: _____



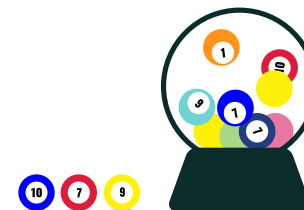
Name: _____



Name: _____



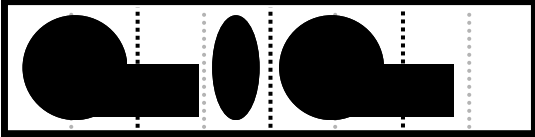

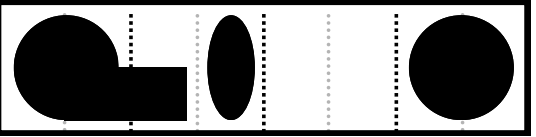
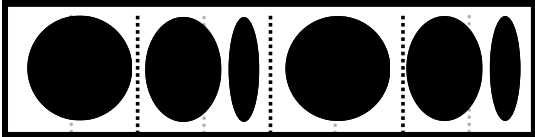
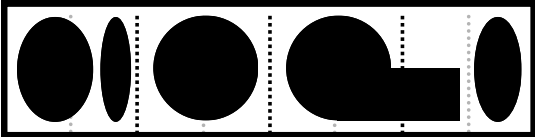
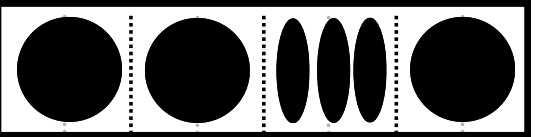
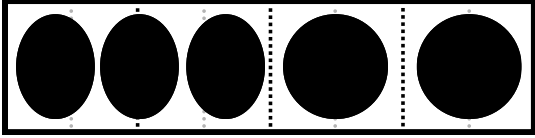
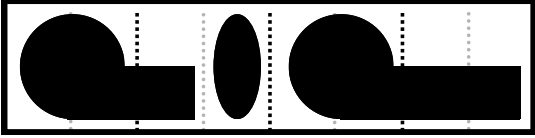
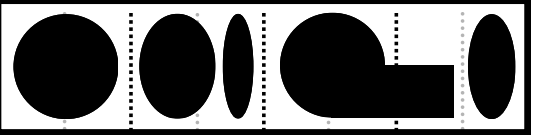
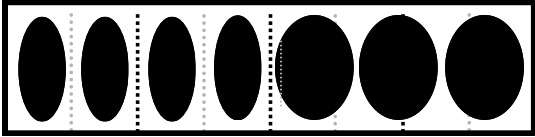
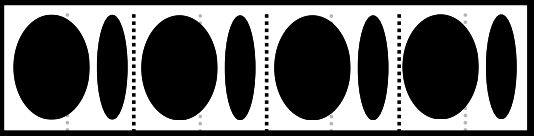
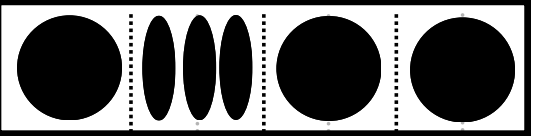
Name: _____



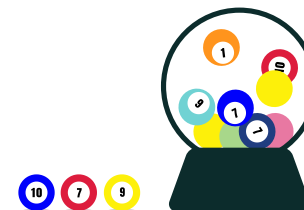
A musical staff in treble clef showing two triplets of eighth notes. The first triplet is on the second line, and the second triplet is on the second space.	A musical staff in treble clef showing a sequence of eighth notes: G4, A4, B4, C5, followed by a dotted quarter note on B4, and a quarter note on A4.	A musical staff in treble clef showing a dotted quarter note on G4 and a quarter note on A4.
A musical staff in treble clef showing a dotted quarter note on G4, a quarter note on A4, and a triplet of eighth notes on B4, C5, and D5.	A musical staff in treble clef showing a triplet of eighth notes on G4, A4, and B4, followed by a quarter note on C5.	A musical staff in treble clef showing a dotted quarter note on G4, a quarter note on A4, and a triplet of eighth notes on B4, C5, and D5.
A musical staff in treble clef showing a dotted quarter note on G4 and a quarter note on A4.	A musical staff in treble clef showing eighth notes: G4, A4, B4, C5, followed by a dotted quarter note on B4, and a quarter note on A4.	A musical staff in treble clef showing a dotted quarter note on G4, a quarter note on A4, and eighth notes: B4, C5, D5, E5.
A musical staff in treble clef showing a triplet of eighth notes on G4, A4, and B4, followed by a quarter note on C5.	A musical staff in treble clef showing eighth notes: G4, A4, B4, C5, followed by a triplet of eighth notes on D5, E5, and F5.	A musical staff in treble clef showing a quarter note on G4 and a dotted quarter note on A4.

Name: _____



Name: _____



Name: _____



Name: _____



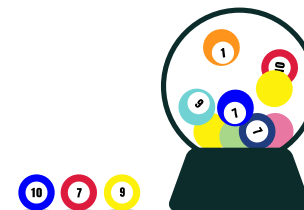
Name: _____

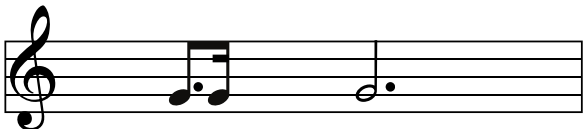









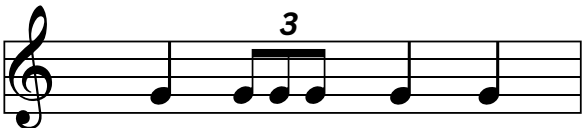



Name: _____

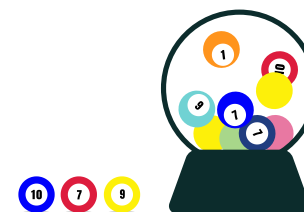


Name: _____

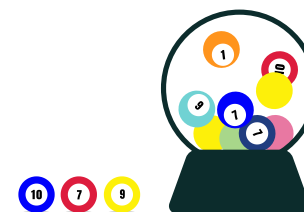












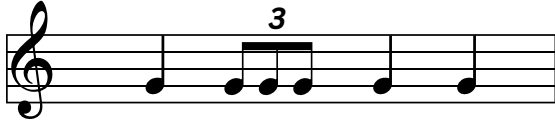

		
		
		
		

Name: _____



Name:





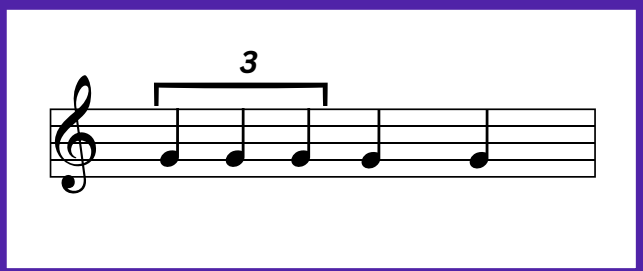
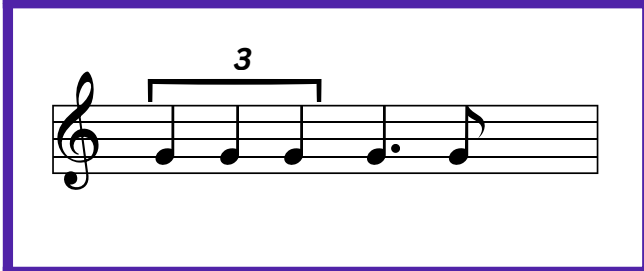








		
		
		
		

Name: _____



Name: _____




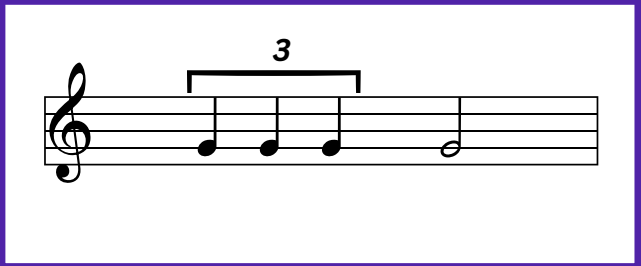

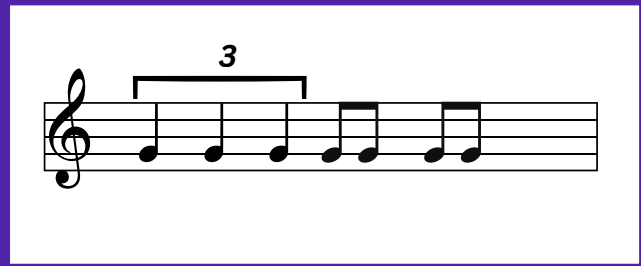








		
		
		
		

Name: _____



Name: _____



Name: _____



Name: _____




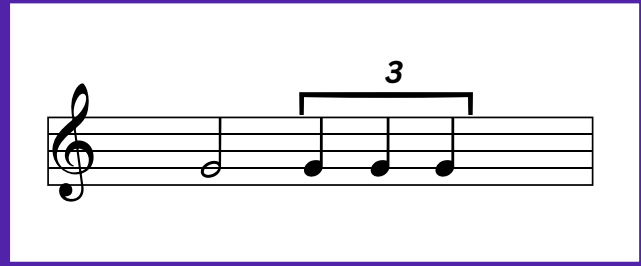


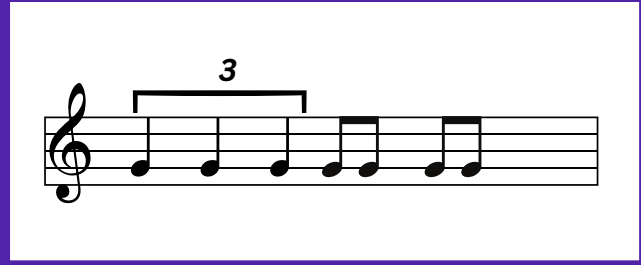







Name: _____



Name: _____

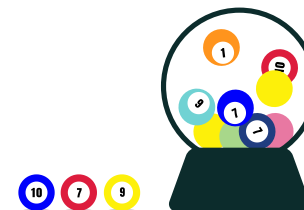


Name: _____



Name: _____



Name: _____



Name: _____

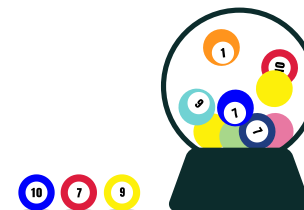


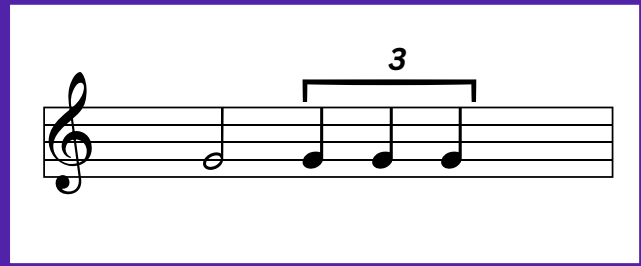


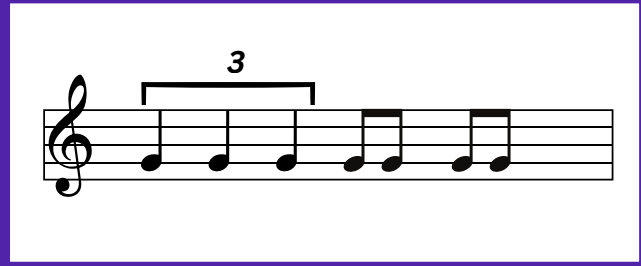
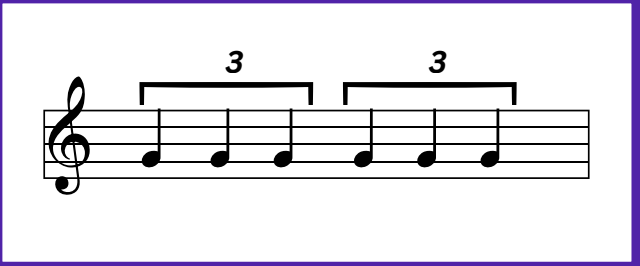






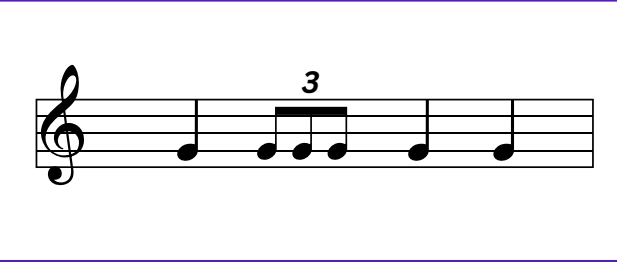
Musical staff with two triplets of eighth notes. The first triplet is on the first three lines (G4, A4, B4) and the second is on the next three lines (C5, D5, E5).	Musical staff with a triplet of eighth notes (G4, A4, B4), followed by a dotted quarter note (C5) and an eighth note (D5).	Musical staff with a triplet of eighth notes (G4, A4, B4), followed by a dotted quarter note (C5) and an eighth note (D5).
Musical staff with a dotted quarter note (G4), an eighth note (A4), and a triplet of eighth notes (B4, C5, D5).	Musical staff with a dotted quarter note (G4), an eighth note (A4), and a pair of eighth notes (B4, C5).	Musical staff with a dotted quarter note (G4), an eighth note (A4), and a pair of eighth notes (B4, C5).
Musical staff with a pair of eighth notes (G4, A4), a pair of eighth notes (B4, C5), a dotted quarter note (D5), and an eighth note (E5).	Musical staff with a quarter note (G4) and a dotted half note (A4).	Musical staff with a dotted quarter note (G4), an eighth note (A4), a dotted quarter note (B4), and an eighth note (C5).
Musical staff with a dotted quarter note (G4) and a quarter note (A4).	Musical staff with two triplets of eighth notes (G4, A4, B4 and C5, D5, E5) followed by a quarter note (F5).	Musical staff with a quarter note (G4), a dotted quarter note (A4), a quarter note (B4), and a triplet of eighth notes (C5, D5, E5).

Name: _____



Name: _____



Name: _____



Name:

