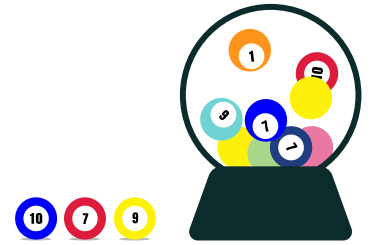





Rhythm BINGO 1



This BINGO game uses Figurenotes notation containing minims, crotchets, and quavers (2-beat, 1-beat, and half-beat notes). Listen to the caller and find the matching passage on your bingo card.

How to play:

-  Nominate one person to be the bingo caller. Hand out the standard notation BINGO cards to the rest of the group.
-  The caller randomly selects a rhythm from the caller sheet and claps/plays it. When a rhythm is called, each player must find and mark it on their card. You can use counters or a pen.
-  The first player with a line or row shouts BINGO and is the winner of the round. You can also play for a 'full house', where the entire card must be completed.



Top Tips

We recommend laminating this resource. You can also pop the bingo cards in a plastic pocket for a less permanent solution. For big groups, try a dry-wipe marker to tick off your bingo card instead of making lots of counters.

If printing, use pencils or counters to mark your bingo card.

Remember to count 1, 2, 3, 4 or similar to establish pulse. When playing rests, we suggest replacing a rest with a 'sh' sound or something similar to begin with. You can also use open hands to show the rest when clapping.

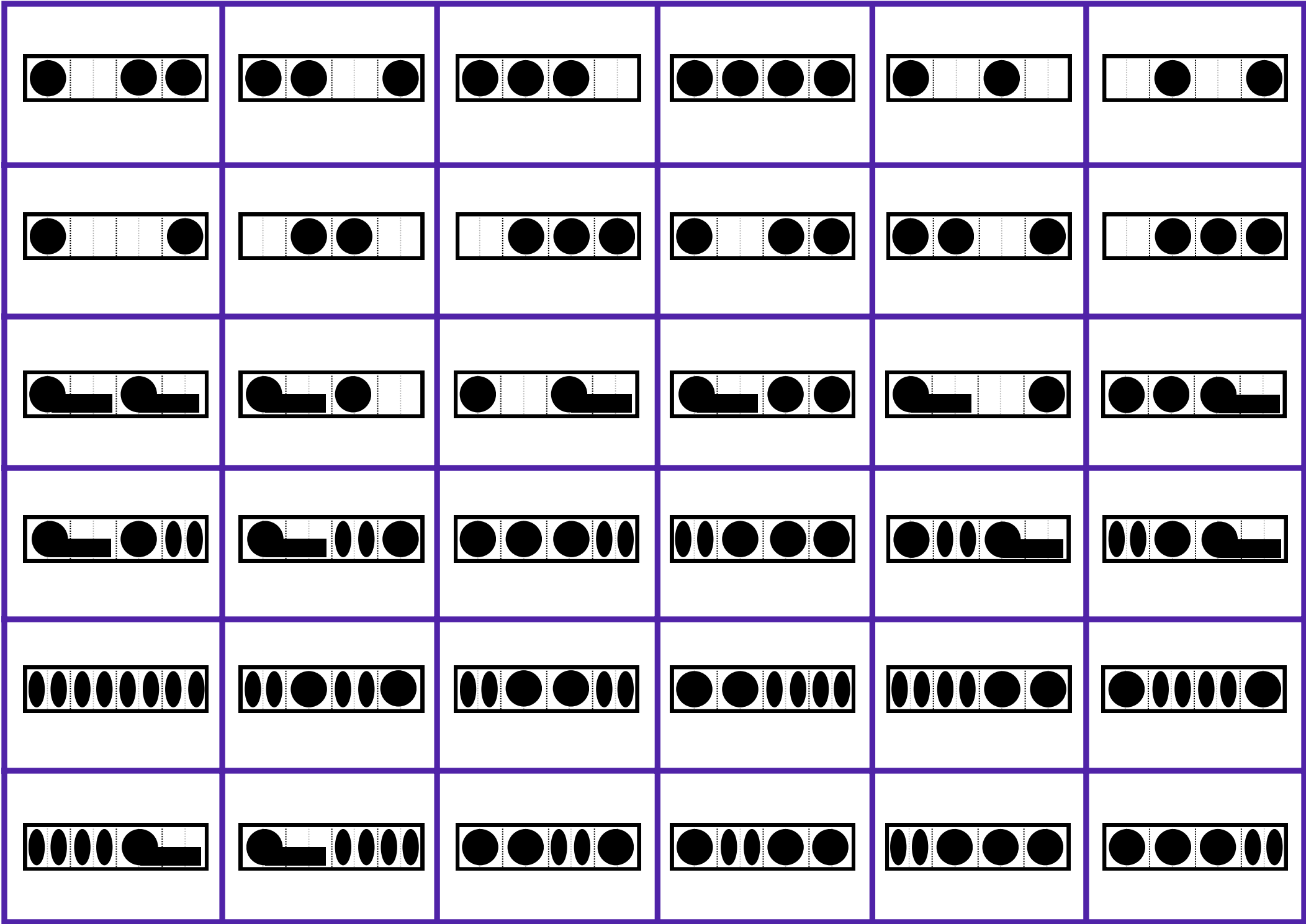
Structure





































Try playing this with stage 1 bingo cards before moving to stage 3.

When moving to stage 3 notation, you can ease the transition by showing the stage 1 notation when the caller plays the passage.

To incorporate pitch into this exercise, either in stage 1 or stage 3, try **Figurenotes Bingo**

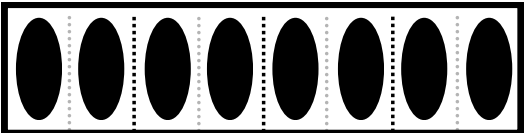
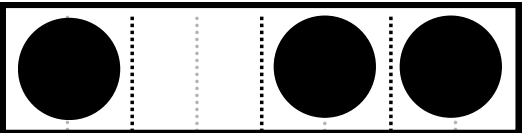
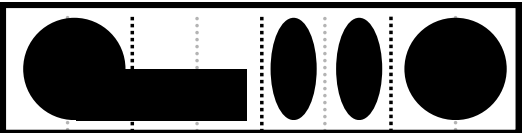
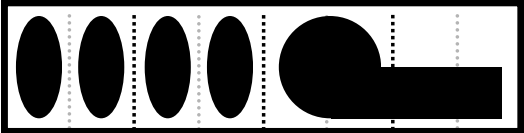
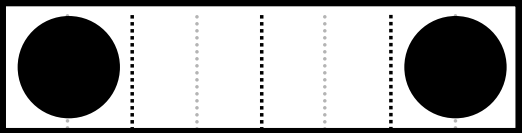

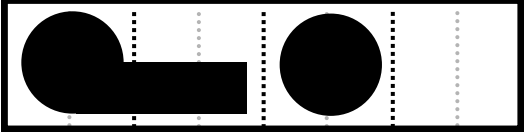
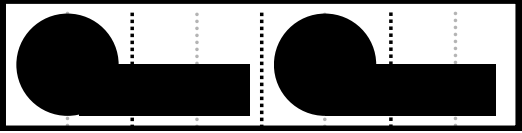
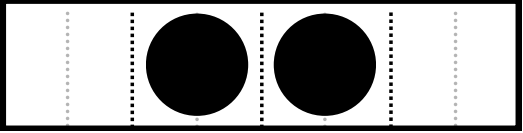
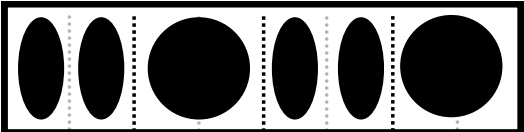

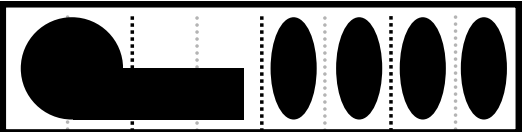
Too easy? Try **Rhythm Bingo 2** for trickier rhythms, including dotted rhythms and triplets.



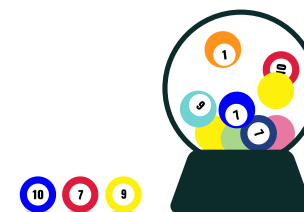
					
					
					
					
					
					













Name: _____




		
		
		
		

Name: _____

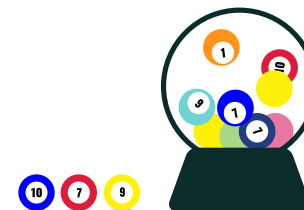


Name: _____



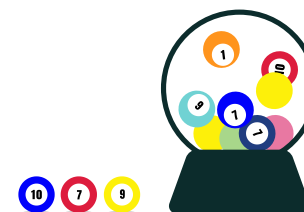
Name:















Name: _____



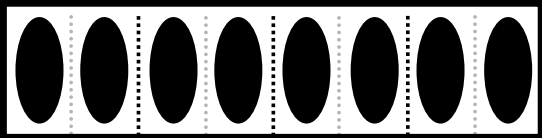
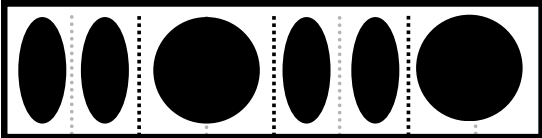
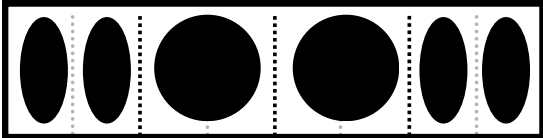
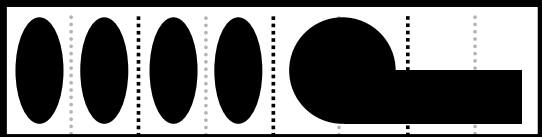
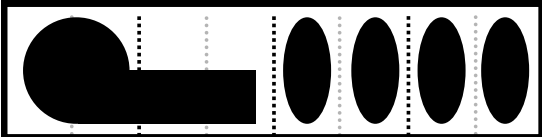
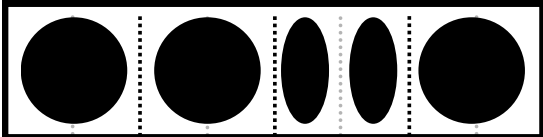
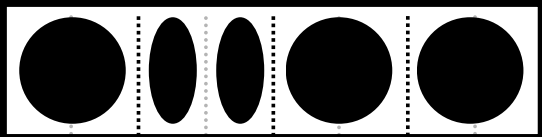
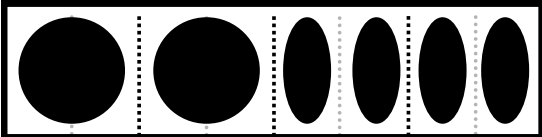
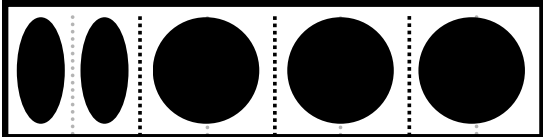
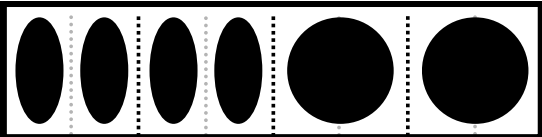
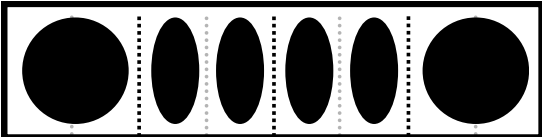
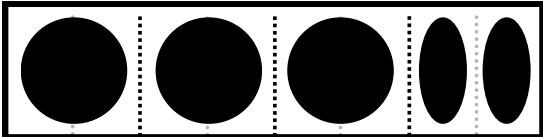
Name: _____



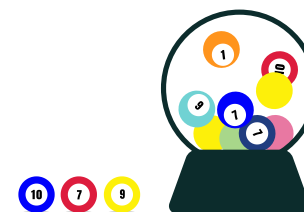
		
		
		
		













Name: _____



Name:

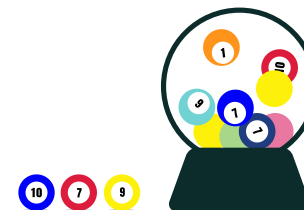














 A musical staff with a treble clef and a sequence of eight eighth notes: G4, A4, B4, C5, B4, A4, G4, F4.	 A musical staff with a treble clef and a sequence of seven notes: G4, A4, B4, C5, B4, A4, G4.	 A musical staff with a treble clef and a sequence of eight notes: G4, A4, B4, C5, B4, A4, G4, F4.
 A musical staff with a treble clef and a sequence of five notes: G4, A4, B4, C5, G4.	 A musical staff with a treble clef and a sequence of five notes: G4, A4, B4, C5, B4.	 A musical staff with a treble clef and a sequence of seven notes: G4, A4, B4, C5, B4, A4, G4.
 A musical staff with a treble clef and a sequence of five notes: G4, A4, B4, C5, G4.	 A musical staff with a treble clef and a sequence of seven notes: G4, A4, B4, C5, B4, A4, G4.	 A musical staff with a treble clef and a sequence of seven notes: G4, A4, B4, C5, B4, A4, G4.
 A musical staff with a treble clef and a sequence of seven notes: G4, A4, B4, C5, B4, A4, G4.	 A musical staff with a treble clef and a sequence of seven notes: G4, A4, B4, C5, B4, A4, G4.	 A musical staff with a treble clef and a sequence of seven notes: G4, A4, B4, C5, B4, A4, G4.

Name: _____



Name:

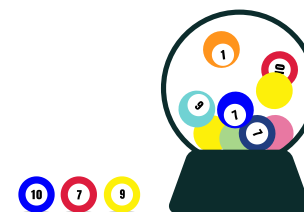


Name: _____



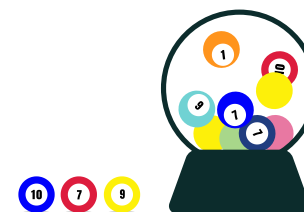
Name:



Name: _____



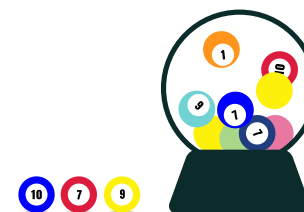
Name:



Name: _____



Name:



Musical staff 1,1: Treble clef, notes G4, A4, B4, C5 with rests.	Musical staff 1,2: Treble clef, notes G4, A4, B4, C5 with rests.	Musical staff 1,3: Treble clef, notes G4, A4, B4, C5 with rests.
Musical staff 2,1: Treble clef, notes G4, A4, B4, C5 with rests.	Musical staff 2,2: Treble clef, notes G4, A4, B4, C5 with rests.	Musical staff 2,3: Treble clef, notes G4, A4, B4, C5 with rests.
Musical staff 3,1: Treble clef, notes G4, A4, B4, C5 with rests.	Musical staff 3,2: Treble clef, notes G4, A4, B4, C5 with rests.	Musical staff 3,3: Treble clef, notes G4, A4, B4, C5 with rests.
Musical staff 4,1: Treble clef, notes G4, A4, B4, C5 with rests.	Musical staff 4,2: Treble clef, notes G4, A4, B4, C5 with rests.	Musical staff 4,3: Treble clef, notes G4, A4, B4, C5 with rests.

Name: _____



Name:

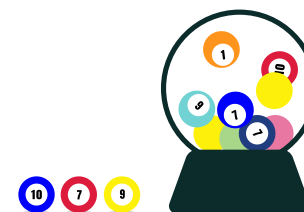














Musical staff 1,1: Treble clef, notes G4, A4, B4, A4, G4.	Musical staff 1,2: Treble clef, notes G4, A4, B4, C5.	Musical staff 1,3: Treble clef, notes G4, A4, B4, A4, G4.
Musical staff 2,1: Treble clef, notes G4, A4, B4, C5, B4, A4.	Musical staff 2,2: Treble clef, notes G4, A4, B4, C5, B4, A4.	Musical staff 2,3: Treble clef, notes G4, A4, B4, C5, B4, A4.
Musical staff 3,1: Treble clef, notes G4, A4, B4, C5, B4, A4.	Musical staff 3,2: Treble clef, notes G4, A4, B4, C5, B4, A4.	Musical staff 3,3: Treble clef, notes G4, A4, B4, C5, B4, A4.
Musical staff 4,1: Treble clef, notes G4, A4, B4, C5.	Musical staff 4,2: Treble clef, notes G4, A4, B4, C5.	Musical staff 4,3: Treble clef, notes G4, A4, B4, C5.

Name: _____



Name: _____

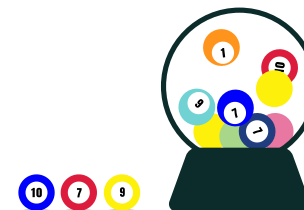














		
		
		
		

Name: _____



Name:

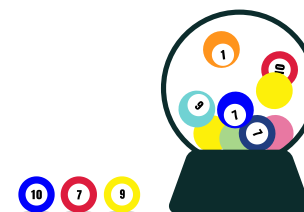














 A musical staff with a treble clef. The notes are: quarter note G4, quarter rest, quarter rest, quarter note G4.	 A musical staff with a treble clef. The notes are: quarter note G4, quarter note A4, quarter note B4, quarter note C5, quarter note B4, quarter note A4.	 A musical staff with a treble clef. The notes are: quarter rest, quarter note G4, quarter note A4, quarter note B4.
 A musical staff with a treble clef. The notes are: quarter note G4, quarter rest, quarter note G4.	 A musical staff with a treble clef. The notes are: quarter note G4, quarter note A4, quarter note B4, quarter rest.	 A musical staff with a treble clef. The notes are: quarter note G4, quarter note A4, quarter note B4, quarter note C5, quarter note B4.
 A musical staff with a treble clef. The notes are: quarter note G4, quarter note A4, quarter note B4, quarter note C5, quarter note B4.	 A musical staff with a treble clef. The notes are: quarter note G4, quarter note A4, quarter note B4, quarter note C5, quarter note B4.	 A musical staff with a treble clef. The notes are: quarter note G4, quarter note A4, quarter note B4, quarter note C5.
 A musical staff with a treble clef. The notes are: quarter note G4, quarter note A4, quarter note B4, quarter note C5, quarter note B4.	 A musical staff with a treble clef. The notes are: quarter note G4, quarter note A4, quarter note B4, quarter note C5, quarter note B4.	 A musical staff with a treble clef. The notes are: quarter note G4, quarter note A4, quarter note B4, quarter note C5, quarter note B4.

Name: _____



Name:

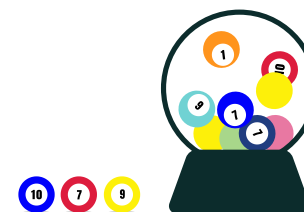














		
		
		
		

Name: _____



Name:

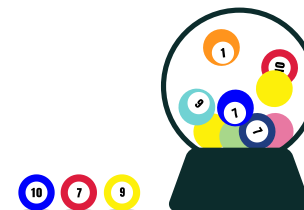














 A musical staff with a treble clef. It contains a quarter note on G4, followed by a quarter rest, a quarter note on A4, a quarter rest, and a quarter note on B4.	 A musical staff with a treble clef. It contains a quarter rest, a quarter note on G4, a quarter note on A4, and a quarter note on B4.	 A musical staff with a treble clef. It contains eighth notes on G4 and A4, eighth notes on B4 and C5, and a half note on D5.
 A musical staff with a treble clef. It contains a half note on G4 and a half note on A4.	 A musical staff with a treble clef. It contains a half note on G4, a half note on A4, and a half note on B4.	 A musical staff with a treble clef. It contains a quarter note on G4, a quarter rest, a quarter note on A4, and a quarter note on B4.
 A musical staff with a treble clef. It contains a half note on G4, a quarter note on A4, and an eighth note on B4.	 A musical staff with a treble clef. It contains eighth notes on G4 and A4, a quarter note on B4, and a half note on C5.	 A musical staff with a treble clef. It contains quarter notes on G4, A4, B4, and C5, followed by eighth notes on D5 and E5.
 A musical staff with a treble clef. It contains eighth notes on G4 and A4, eighth notes on B4 and C5, eighth notes on D5 and E5, and eighth notes on F5 and G5.	 A musical staff with a treble clef. It contains a quarter note on G4, eighth notes on A4 and B4, eighth notes on C5 and D5, and a quarter note on E5.	 A musical staff with a treble clef. It contains a quarter rest, a quarter note on G4, a quarter rest, and a quarter note on A4.

Name: _____



Name: _____



Name: _____



Name:

